BOURNE GRAMMAR SCHOOL
Sixth Form

# UCAS Handbook

# For 2024 entry

# Introduction

**Welcome to the UCAS handbook**

I should imagine that you feel as though you have only just arrived in sixth form and now you are starting to think about what you are going to do when you leave BGS!

It can be an exciting but also daunting time; it will be a time when you are all making decisions and plans for the future that are personal to you based on your interests, strengths and wishes. In School we will do our best to give you advice and guidance; however, the key to the process is your resolve to research your options. Staff here will help you as much as possible but take the opportunity to research, research and more research. You will also need to be proactive and organised. Ask lots of questions!

Do visit universities that you are thinking of studying at. It's a popular analogy that you wouldn't buy a car without driving it first but it's also very true. Ask admissions tutors and subject tutors about the courses and find out from students what it's like to live there for three years. I have included a handy open day checklist later in the guide.

We always suggest that even if you are thinking that you don't want to go to university that you put in an application even if it is a back-up to other plans. You may feel differently by next summer or your plan B may become your plan A. And if you do decide that other options such as apprenticeships are your choice we will do our best to support you with your applications.

So good luck and remember to ask for help when you need it.

Mrs Elliot

# APPLYING TO UNIVERSITY

## Which Course? Which University?

When you're starting to think about your university career the first thing you need to think about is the course. There are thousands of different courses some of which relate directly to a subject that you may be studying at A level but also many new ones.

When you look at university websites look at the area of the website where they sort courses by subject area or faculty. You can also use https://www.informedchoices.ac.uk/ website below which gives ideas of courses related to your current A level subjects. Remember also that many courses eg politics, sociology, business studies don't require you to have studied specific A level subjects.

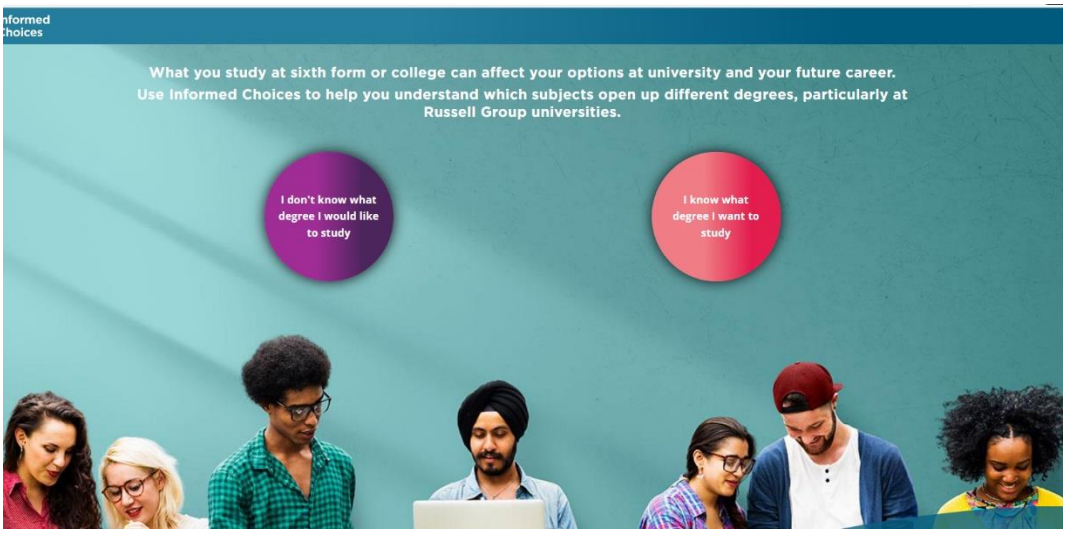


The following pages also give you some ideas about courses.

In then choosing a university you need to ask yourself some basic questions first: Town or city, rural or urban, campus or city-centre. You also need to consider the grades that you are hoping to get.

Going to a university with a 'good name' is no guarantee of post-uni employment. This will depend on you and not where you went. Some employers *may* be impressed if you have been to a 'good' university as you will have had to have achieved 'good' A Levels to get in, but all *will* look at many other factors when deciding whether to offer you a job.

**Don't** rely on league tables. Although they can give a broad ranking of a university based on areas such as entry requirements, student satisfaction and research don't choose your university solely using these. Perceptions of **'best'** universities are often based on **'most popular'**. This can become self-perpetuating, so do your own research. Some reasons why students and parents often consider a university to be good are:

* It's old and established
* It's located in/near an attractive town or city
* Your teacher went there and recommends it (they probably went a long time ago and things change!)
* Students already there recommend it (remember they don't have anything to compare it to!)
* Because a lot of your friends are applying. Learn to make your own decisions!

You need to look at how your subject is presented in each different university as they can be presented in a variety of ways:

* Single Honours degree courses — you will graduate in one subject
* Joint Honours degree — involve the study of 2 different subjects
* Major/Minor courses — students choose 2 subjects, one is studied in more depth usually 75%/25%
* Course with a placement year (sometimes called Sandwich courses) — alternating periods of study and paid work-related experience (up to a year). These are very, very popular at the moment as large graduate recruiters are using them to recruit students to their graduate schemes. Check how much help the university gives you in sourcing placements and your applications.

You can use Home - Discover Uni to compare courses – it includes data on student satisfaction, graduate employment.

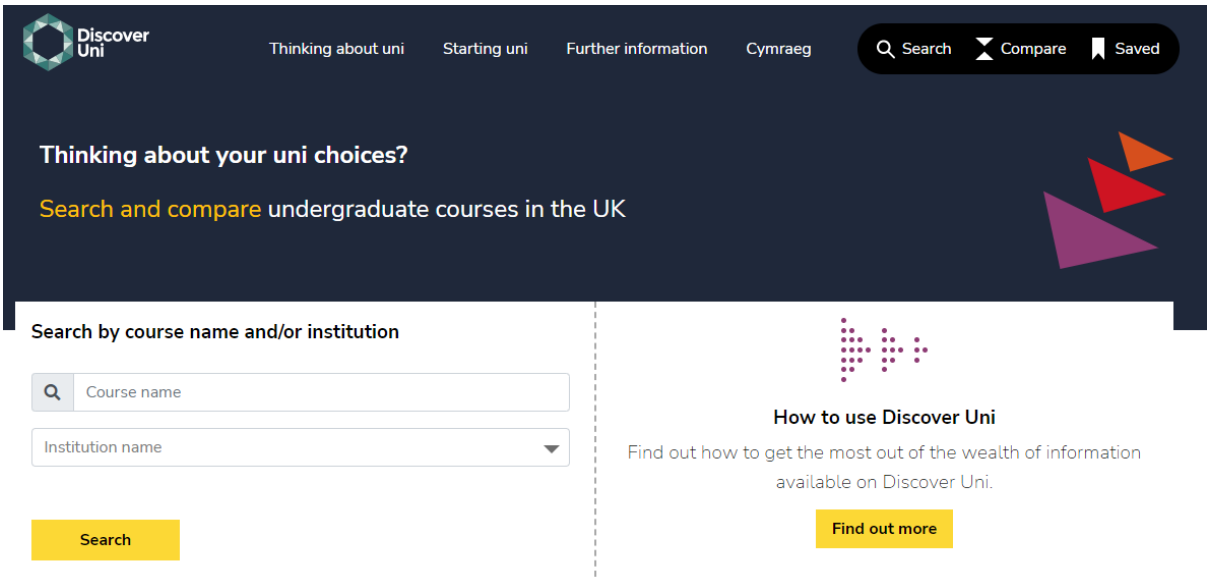


**When doing your research these are some questions that you can ask admissions tutors, university teaching staff and existing students:**

**Open day question checklist**

- What are the facilities like—are they up to date? Do you have to pay for materials? Are the libraries well-stocked? Are they open all hours? Are there plenty of areas for silent study? Are facilities over-crowded?

- What is the quality of the teaching? Are the staff enthusiastic? Are they approachable? Do they mark the work and how often?
- What is the course structure? What are the compulsory and optional modules? How many hours a week contact time is there?
- Teaching style—lots of lectures/tutorial and how often. How much independent work is expected? Will you have to attend field courses and do you have to pay for them?
- How much of the course is delivered online and how much face to face?
- How will the course be assessed?
- Is the course accredited? Eg if it's a psychology course is it accredited by the British Psychological Society?
- How many students will be on the course?
- Does the university permit students to work part-time? What opportunities are there locally for part-time work? Does the university offer scholarships/bursaries? Do any firms sponsor students on your course?
- What careers have recent graduates gone on to? What's on offer here that will provide opportunities for you to develop your employability skills? Are there any connections with employers? What services does the careers service offer?
- Is there an opportunity to take a placement? If so, will the university organise this? Are placements or study abroad options on offer? Where are they? How are they organised? Are they paid? How do they affect tuition fees?
- What sort of student support provision is in place?
- What sports and societies are available at the university? What facilities do they use?
- What grades do you need – and can you still get a place if you don't quite get them?
- Is it worth applying for more than one course?
- What do they look for in your application and personal statement?
- How do they feel about gap years and deferred entry applications?
- What are the pros and cons of taking a joint or combined course?
- What proportion of students go on to postgraduate study? Do you need a postgraduate course to get a job?
- Accommodation—what types are on offer? Is there a first year guarantee of hall-based accommodation?

- Do most students stay on campus at weekends?
- What happens in years two and three?
- How far do you have to travel to get into university and around town?
- Can you bring a car? Is there parking available near to the university accommodation?

To research what your degree course could lead to the following websites are really useful:

https://www.prospects.ac.uk/ A careers website aimed at undergraduate students but really useful also for students applying to university,

What do graduates do? | Luminate (prospects.ac.uk) An annual report showing employment for graduates by subject.

Remember a significant number of graduate level jobs do not want a specific subject; they are looking for bright, articulate, motivated students and are less bothered by what subject you have done.

# **Choosing a course...** What are my options?

There are 8 general faculty areas for you to decide between when choosing a degree subject. Whilst I cannot list all of the components here, I hope that this will give you an idea of what is available.

## Business Courses

These courses provide essential and looked-for skills in verbal, written and time management skills, IT know-how and the ability to work in a team.

*Courses include:* Business Studies, Business Administration, Hospitality Management, Environmental Management, Marketing, Property Development, International Business, Human Resources Management, Public
Relations, Advertising, Sport Management, Tourism, Fashion Buying, Logistics, Transport Management, Finance, Accountancy, Banking, Actuarial Studies, Financial Services etc, etc.

Also worth remembering that a very large proportion of students from other subjects—History, Geography, Law, Languages etc—still go into business, being trained by firms to fit their own style of management operations.
It is important to note that Social Sciences are not only appropriate if you are intending to become a social worker, but will help you if you are.

## Social Studies and Law

Courses include: Social Work, Community Development, Youth Studies, Social Policy, Social Administration, Community Art, Education, Psychology, Neuroscience, Cognitive Science, Developmental Psychology,
Sociology, Criminology, Anthropology, Politics and Government, International Relations, Peace and War Studies, Economics, Religious Studies, Ethics, the Law, etc, etc.

It is not necessary to hold a degree in Law to become a solicitor or a barrister, providing you have a good class of degree.

## Medicine and Health

45 GCSEs all at the same time—that's how 1 medical school admissions tutor described a course in Medicine. Although that might be an exaggeration, the work load involved should never be underestimated, which is often why med schools are looking for a good spread of grade As at GCSE, AS and A Level. In addition to straight Medicine, there are many other areas of study.
Courses include: Medicine, Dentistry, Veterinary Medicine, Optometry, Pharmacy, Pharmacology, Toxicology, Nursing, Midwifery, Speech Therapy, Physiotherapy, Audiology, Nutrition, Radiography, Occupational Therapy, Orthoptics, Podiatry, Prosthetics and Orthotics, Osteopathy, Paramedic Science, Biological Sciences, Anatomy, Genetics, etc, etc.

There has also been an increase in recent years in courses dealing with Herbal Medicine, Health and Safety and Health Promotion.

## Engineering, Maths and Computing

Wanting to know how things work, wanting to make things work, or wanting to invent new ways to make things work would seem to be a fairly good indication of a technically-minded student. If this sounds like you then
Engineering courses will be of particular relevance to you. There are a vast array of courses in this area, including: General or Integrated Engineering, Electrical or Electronic Engineering, Software Engineering, Audio Engineering, Computer and Control Engineering, Mechanical, Automobile, Acoustical, Marine, Manufacturing, Agricultural, Civil, Structural, Transport, Mining and Water Engineering, etc, etc.

With Mathematics you can look at courses in Mathematics; Pure and Applied, Statistics and Operational Mathematics.
With Computing you can look at Computer Science, Information Systems, Information Management, Artificial Intelligence, Cybernetics and Multimedia.

## The Sciences

This group of courses covers a huge field—many of which you will be familiar with if you are studying Sciences
Courses include: Biochemistry, Biological Sciences, Biology, Chemistry and Physics (all broad sweep courses with can lead to specialisation because they form the foundation of science careers). Students taking Biological Science can usually specialise in their chosen field in the 2nd or 3rd year of the course in such areas as:
Biomedical Science, Microbiology, Physiology, Immunology, Genetics or Botany. Other specialism courses include Medical Engineering, Biotechnology, Bioarchaeology. Sciences also include: Agriculture, Forestry,
Animal and Equine Science, Aquaculture, Crop Science, Plant Science, Geology, Earth Sciences, Marine Biology, Zoology, etc, etc.

Look out for universities offering **Modular Courses**, which allow for specialisation. Admissions tutors will be looking for experience of and understanding of your area of interest outside of your A Level syllabus.

## Learning a Language

Many language students go on to study a language that they have learned at school, which is fine, but if you have a gift for languages then why not look at learning a new language. You can do this by taking a dual-honours degree.

There is a wide spectrum of languages that can be started from scratch at university, including: Chinese, Czech, Italian, Japanese, Modern Greek, Portuguese, Russian, Urdu, Iranian, Tamil, Thai, Welsh and Scandinavian Studies. You can also combine languages with other areas, such as European Studies, Business Studies, Political
Studies, Translating and Interpreting, Linguistics, Modern Languages, International Relations, European Union Studies, etc, etc.

Make sure that you understand if the course you are applying for is literature based, or will focus on the written and spoken word, as many courses will vary widely in this.

## Creative Subjects

Creative people tend to be known as ‘gifted’ although achievement in this area certainly doesn’t come without a lot of effort! Some Creative course can lead to specific careers, such as Art and Design, Music and Drama, although Fine Art courses can lead to areas in which it is difficult to get established.

Courses available include: Fashion and Textile Design, Graphic Design, Industrial Design, Three Dimensional
Design. Architecture and Landscape Architecture also fall within this area. History of Art is also a popular choice.

Music courses tend to be very broad in their approach, but some are performance based, others include Aural
Training, Analysis, Historical Studies, Music Technology, Electronics, and Music and Sound Recording.

Drama or Dance students can specialise in Performing Arts, Musical Theatre, Radio and TV Production, Film and Video, PR, Publishing, Creative Writing etc, etc.
Arts degrees cover a wide field and apart from subjects chosen as a preparation to enter the teaching profession they are non-vocational, and generally studied for pleasure and scholarship. One of the most popular of these is English, both Literature and Language.

## Other Subjects

Other courses include: Creative Writing, American Studies, History, History of Art, Classical Studies, Classics, Philosophy, Theology, Religious Studies, Social and Cultural Anthropology, Sport Studies, Coaching, Sport
Therapy, Fitness Management, Town and Country Planning, Geography, Transport Planning, Advertising, Journalism, Land Management, etc, etc.

Those students interested in a teaching career but who do not want to follow a teacher training course can study for a degree course, for example in English, History, Geography or Languages, and then take an extra year, leading to a Post-graduate Certificate in Education.

# Applying through UCAS

**What is UCAS?** - Universities and Colleges Admissions Service. A one-stop website for everything to do with applying to university or college, including a centralised application processing service using an online application form and a complete course search with course details and entry requirements.

**Key dates:**
5 September - first applications may be sent to UCAS
16 October – UCAS deadline for medicine/vet med/dentistry/Oxbridge
31 January – UCAS deadline for all applications (except Art & Design courses with a 24 March deadline)

**Apply:**
On the UCAS website: ucas.com your application is accessible from any internet linked computer. There are 13 key sections of the application for you to complete online. You can complete them in any order and make changes at any time before the application is sent to UCAS. **For the Education section you will need all your exam boards and achieved grades from your GCSE certificates.** Mrs Elliot and your form tutor will review your Personal Statement with you. You have 5 course choices, but you can apply for more than one course at the same university (with the exception of Oxford and Cambridge).

*You do **NOT** need to have all 5 choices on your application in order to submit it. You just need one and can then add other choices as and when you are ready to do so.*

**When your application is completed and you are happy that it is ready to be sent off, you must make an appointment to see Mrs Elliot who will finalise the reference section and send off your application to UCAS. You must make sure that you have submitted your application to the school by using pay and submit by 1pm the day before that appointment to allow for it to be reviewed and your references added.**

**Your username, password and UCAS ID No. will be used throughout the coming year – write them down here**

**USERNAME ..... PASSWORD ..... UCAS ID No. .....**

UCAS use email and text messages to contact you about the progress of your application so keep your personal details up to date with UCAS if they change. *Make sure that you verify your e mail address when asked to do so.*

**How to see the outcomes of your applications**
After your application is sent to UCAS you will receive a UCAS ID number – you will need this in any contact/correspondence with UCAS and with your universities. In your application you will be able to see the current status of your application at each university. Universities may also use UCAS to invite you for interview and will expect you to reply to them by email. ***If you don't respond you are unlikely to get an offer.***

**Decisions and Offers:**
Universities also use UCAS to inform you of their decisions. The decision will be one of the following three possibilities:
***Conditional offer*** The University is prepared to offer you a place on the course, subject to your getting the required grades and meeting any additional requirements

***Unconditional offer*** You have already met the all the entry requirements of the course, and are offered a place without the need for further examination results etc. (This is usually if you apply after A level results)
***Unsuccessful*** No offer is made, either because you do not meet the requirements of the course or there are sufficient other better qualified applicants

Occasionally a university will make you an offer of an alternative course. Be aware of this and decide whether it is really what you want to do.

Offers will be made in terms of grades (egBBB) or points (eg120 points)

| **UCAS points system** | **Grade** | **A2** | **EPQ** |
|---|---|---|---|
| | A* | 56 | 28 |
| | A | 48 | 24 |
| | B | 40 | 20 |
| | C | 32 | 16 |
| | D | 24 | 12 |
| | E | 16 | 8 |

**Acceptance:**
Once you have received all your offers you have until Spring to reply. The exact date will be dependent on when you received your offers and it may be different from your friends. You must choose '**firm**' (1st choice) and '**insurance**' (2nd choice) offers. Your FIRM choice should always be your FIRST choice. If you don't reply by the deadline your offers are automatically withdrawn.

**Extra:**
If you have used all 5 choices and have been unsuccessful you can enter another application using Extra. See Mrs Elliot for help with this. You can also use EXTRA if you have changed your mind about your course, although you will have to turn down any offers you have already received in order to do so.

**Clearing:**
On results day, the first thing to do is check on UCAS whether you have a place at your firm or insurance choice. Even if you do not get the grades they have asked for they may still accept you. If you have not met the terms of your firm or insurance offers, and they haven't given you the place, then you will go into Clearing. This is the matching process between students and available courses and operates on a first-come, first-served basis. You will need to find a course – all clearing places are shown on UCAS.com) and then ***telephone*** (NOT email) the university. Be prepared to persevere as it may take some time to get through!

# UCAS Timeline

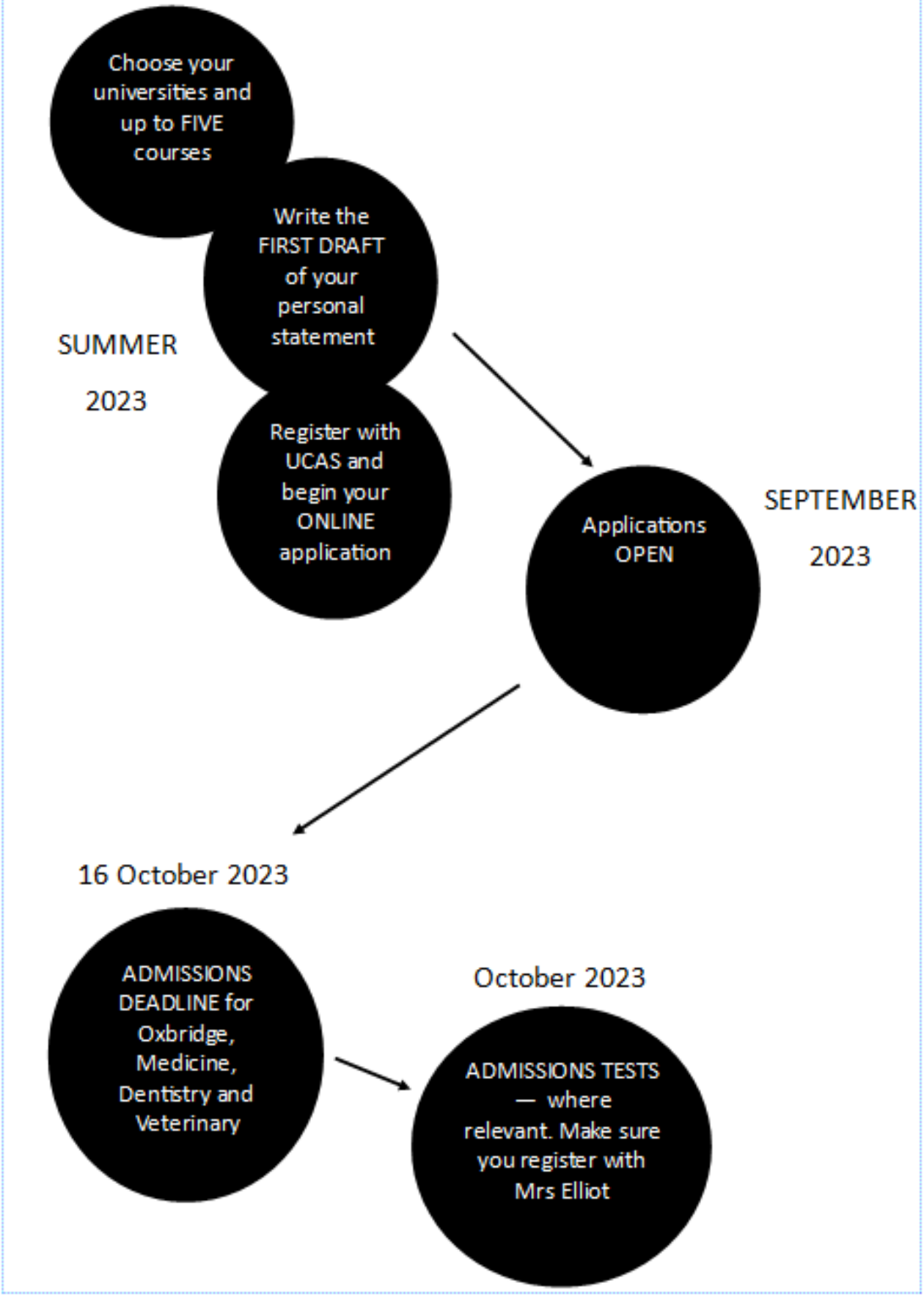

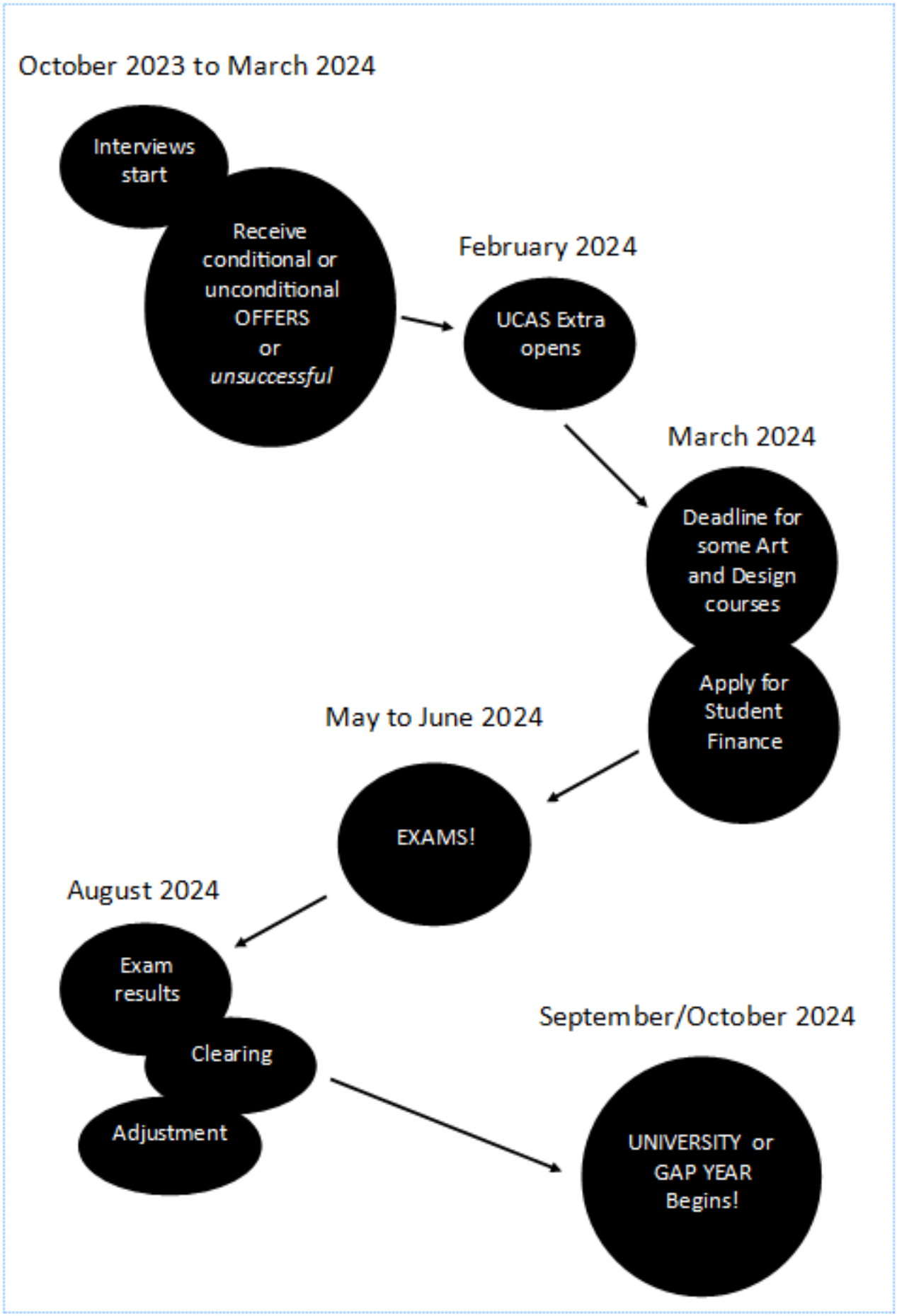
October 2023 to March 2024
Interviews start
Receive conditional or unconditional OFFERS or *unsuccessful*
February 2024
UCAS Extra opens
March 2024
Deadline for some Art and Design courses
Apply for Student Finance
May to June 2024
EXAMS!
August 2024
Exam results
Clearing
Adjustment
September/October 2024
UNIVERSITY or GAP YEAR Begins!

# Personal statement

**What is it for?**
To demonstrate to the university that you have thoroughly researched the course, you have a passionate interest in the subject and really want to study it.

- Carries a lot of weight with universities
- Demonstrates your reasons for applying
- Is the first and often only chance to 'sell yourself' to your university choices
- An opportunity to create a good impression to Admissions Tutors

**Start by brainstorming** all your achievements/strengths that you want to include, then

- Write a draft version and condense it afterwards
- Construct it through key paragraphs
- Keep sentences short and to the point
- Avoid clichés
- **Be Original – don't make them yawn**

**What do they want to know?**

That you have already begun to devote yourself to a serious study of your chosen field.
***This subject is the admissions tutor's life's work so they want to teach students who are as passionate about the subject as they are.***

**How do I make a good impression?**

- Show motivation - what extra-curricular reading/activities have you done?
- ***Be enthusiastic*** about your chosen course
- Show your enthusiasm for academia and learning generally
- Show what kind of person you are outside academia
- Show your personality, interests, achievement and relevant work experience
- Show that you are a well-rounded individual
- Be careful not to make it specific to one university

**Transferable skills**

Wider life experiences are important. Display transferable skills such as teamwork, leadership, communication, enterprising and organisational skills as well as maturity and dependability. Think about your part-time work, taking part in sports, being a prefect etc - how have these helped you to be more organised, communicate effectively and prioritise your time? How will these skills help in your chosen course?

**Don't state, evaluate!**

What effect has your experience had on you? What did you learn from a particular experience and how will that benefit you in your chosen course? Don't say *'I was captain of the rugby team'* say *'My experience as captain of the rugby team has taught me the importance of teamwork as well as leadership, both important skills I will bring to University life'.*

**Be Specific**

Don't say you'll make a good doctor if you can't say why. Don't say you 'enjoy history' – give examples of your knowledge of history and what, in particular, fascinates you - if this is outside the curriculum, then so much the better. Research the modules taught on the course (look at the course information page and most especially the **entry profiles** on the UCAS website) and refer to them in your personal statement.

**Keep it short and to the point**

Remember that by the time it gets to the admissions tutor it is reduced and difficult to read, so don't feel you have to use up all your word count.

## Getting started

The Unifrog personal statement tool is an excellent way of starting your personal statement.

**Using Unifrog to complete your personal statement.**

Unifrog is an excellent help to creating your personal statement. Why?

- It provides a structure and prompts to help you devise content.
- You can ask your tutor for feedback and they can give comments or add notes.
- You can then track your various drafts.

To use Unifrog personal statement tool go to the drafting application materials section of your home page.

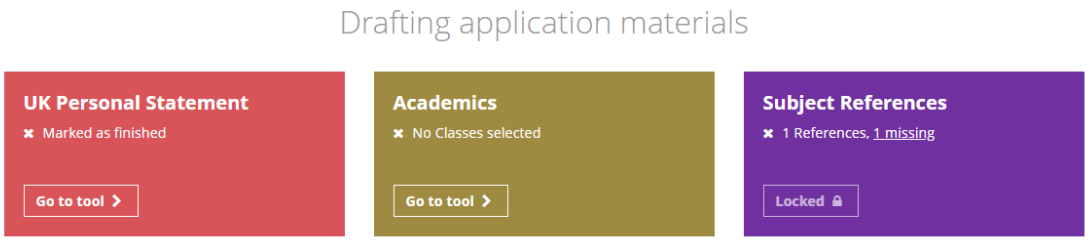

The tool splits your Personal Statement into three sections. You can complete these in any order and come back to each section as many times as you like.

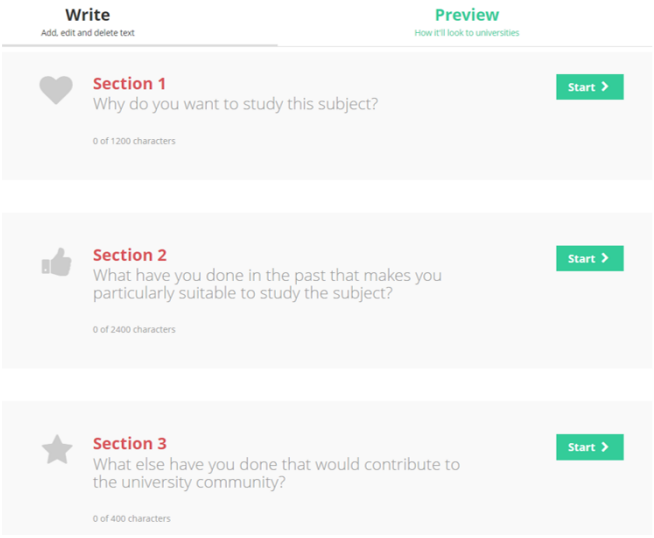


Click on 'Preview' to see how your personal statement will look as one section.

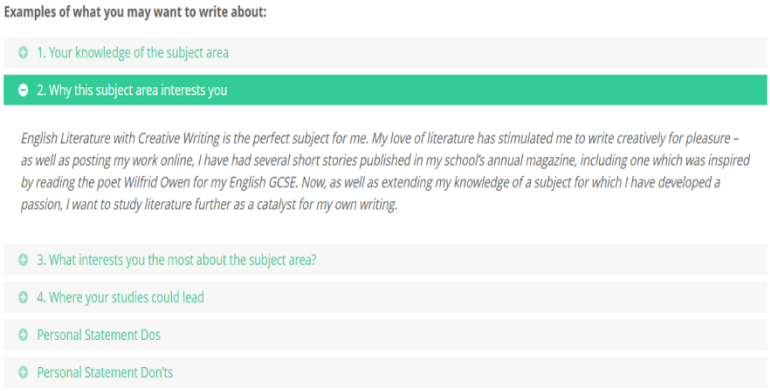


At the top of each section you will see some prompts in green text. Each one expands to show an example.

**Do not try to use these as templates; the entries need to be personal to you.**

When you feel as though you would like some feedback you can do so as below.

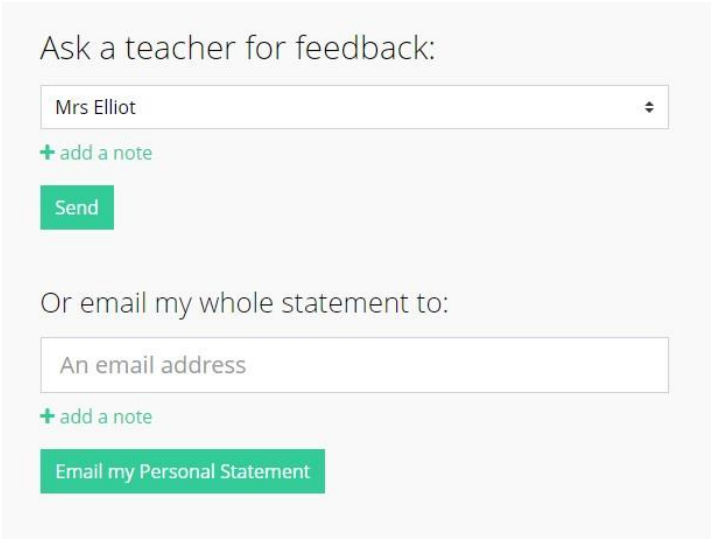

On the Personal Statement homepage you can see if a teacher has written any comments within your text or left feedback at the bottom.

Hover over the speech bubble in the text to see the comment.

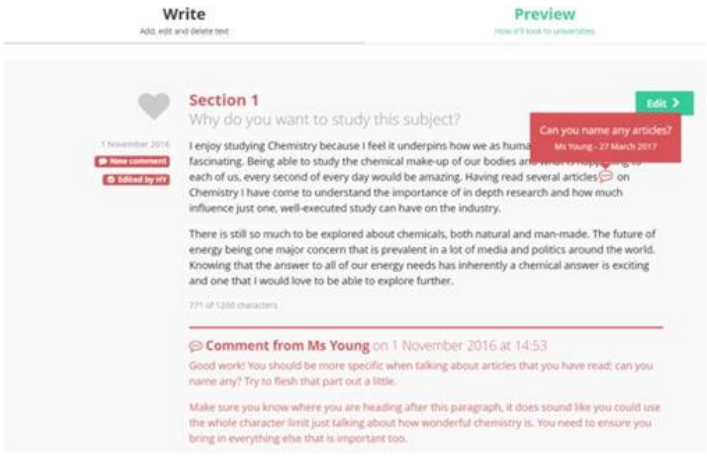


These comments and notes stay with that particular version of your personal statement.

**Section 1 – Why do you want to study this subject?**
(The most important paragraph you will write - grab the reader's attention or lose it)

- Outline why you are interested in the subject(s). Why does the course appeal to you?
- Does your current study have relevance to your subject choices?
- Demonstrates that you are well motivated and enthusiastic about your chosen subject area

**Section 2 – What have you done in the past to make you particularly suitable to study this subject?**

- What transferable skills have you gained from your current A levels?
- How are these relevant to your chosen degree subject? Unsure? Check out course entry profiles (EP's) at www.ucas.com
- Has this study sparked your interest or affected your degree course choices?
- What have you particularly enjoyed?
- Detail any work experience or voluntary work, particularly if relevant to your subject choices
- Even if these are broad, include an outline of the field in which you hope to work
- Identify additional skills that you have gained

**Section 3 - The person behind the form**

- Why should they admit you? What is special, unique, distinctive and/or impressive about you or your life? What makes you different to all the other people who are applying eg Duke of Edinburgh/ Cadets/travel. You are a real human being and as such you are interesting
- Describe yourself – your skills, strengths and personality - but don't just list points
- Outline your academic/social achievements
- Describe your sporting and leisure interests
- Are you planning a gap year? If so, what are you planning to do?

**Top tips**

- **Selective academic courses will expect your personal statement to be at least 80% academic focussed with a maximum of 20% content about your extracurriculars.**
- Be meticulous
- Type and proofread your statement very carefully.
- Accuracy – spelling and grammar, correct use of language, capitalisation – very important to admissions tutors
- Be clear and concise – pay attention to detail
- Ensure that it is all your own work, UCAS have sophisticated software and check for plagiarism AND similarity
- Use entry profiles (EPs) if you are unsure what to include
- Don't repeat yourself
- Use positive and enthusiastic language
- Give examples
- Ask for help - form tutors/Mrs Elliot with editing/redrafting

**Remember you may be called for interview and they will use your personal statement as a basis for the discussion. SO BE TRUTHFUL.**

# Super-curriculars

Super-curricular activities are activities that you do outside your exam courses but that relate to your subject. Selective universities will expect to see evidence of this.

The following are really good sources of super-curricular activities:

### Unifrog – Read, Watch, Listen

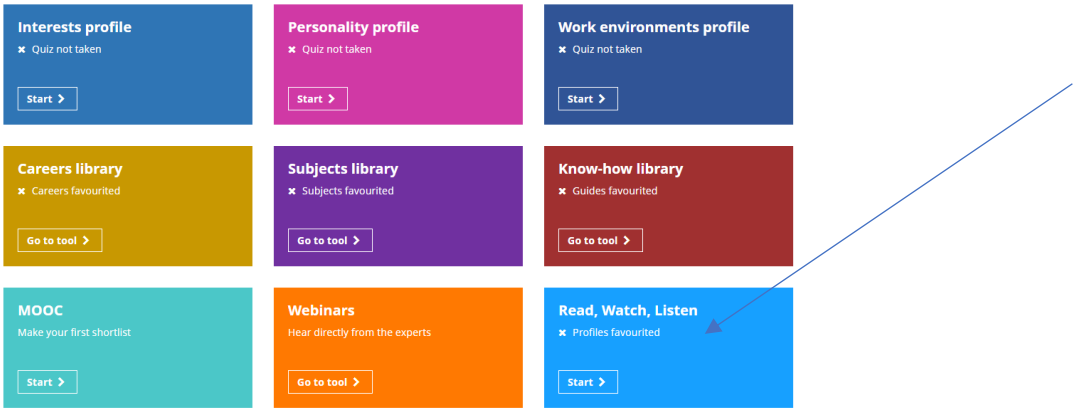


You can then input a key word eg law and it will give you a huge range of resources -book, magazines, podcasts, TED talks

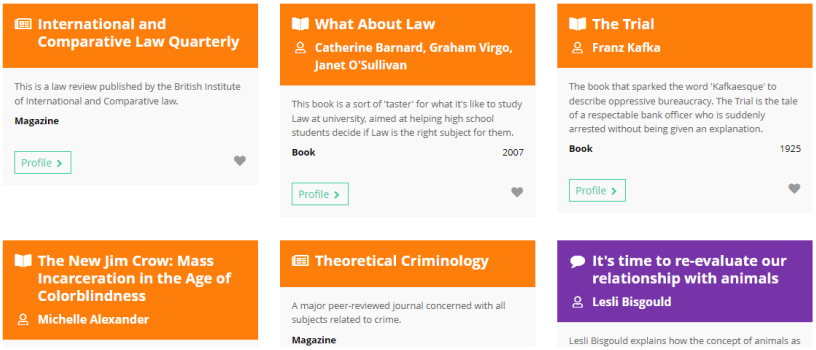


The following are also really useful.

University of Cambridge super-curriculars:
https://www.undergraduate.study.cam.ac.uk/files/publications/super-curricular_suggestions.pdf
Worcester College, University of Oxford: watch the video for lots of ideas.
https://www.worc.ox.ac.uk/applying/access-and-outreach/resources/guide-supercurriculars

**Sample course specific advice. Please see Mrs Elliot if your course is not here and you need some help.**

**ACCOUNTING**
Attend insight days at accountancy firms e.g. PWC
Be able to show awareness of why accounting is so crucial to business and economics
Useful resource: www.accountancylive.com

**ARCHITECTURE**
Visit inspiring buildings and make notes on why you find them interesting
Keep up-to-date with new architectural methods and building techniques
Study the work of one or two famous architects in great detail
Useful resource: The Architect's Journal, Architecture review and the RIBA journal.

**ART & DESIGN**
Visit art exhibitions and design shows frequently
Choose a few favourite artists and designers (past and present) and familiarise yourself with their work
Learn how to use programmes such as InDesign and Photoshop
Useful resource: www.creativereview.co.uk

**BUSINESS/MANAGEMENT**
Read The Economist and the FT regularly and follow 2 or 3 stories in detail
Participate in business challenges such as the McKinsey Leadership Programme
Apply for placements at small companies and get experience in a range of fields within a business
Useful resource: uk.reuters.com/business

**COMPUTER SCIENCE**
Set up an IT club at school
Get work experience in local organisations, or at school
Create your own website/programme
Keep up-to-date with developments in technology
Useful resource: www.t3.com

**DENTISTRY**
Try to get work experience at a dental surgery
Volunteer to teach younger children about dental hygiene
Read journals such as the Dental Update

**DRAMA AND PERFORMING ARTS**
Try to get a prominent role in the next school play (on or off stage)
Visit the theatre as often as you can
Read a play a week and make notes on how you would direct key scenes
Ensure you have knowledge of all genres and styles of theatre
Read reviews and understand how to critique them
Useful resource: https://www.thestage.co.uk/

**ECONOMICS**
Follow news stories about the economy —national and global, that interest you
Ensure that you fully understand the UK's current financial position
Try to get work experience or attend an insight day at a leading financial firm
Read The FT and The Economist regularly
Useful resource: https://www.discovereconomics.co.uk/
www.economics.about.com

**ENGINEERING**
Study five structures that you admire in great detail and understand how and why they work
Think about your favourite gadgets — what problem do they solve?
Try and invent something that solves a problem
Understand the different areas of engineering
Useful resource: https://i-want-to-study-engineering.org/

**ENGLISH LITERATURE**
Read, read, read! Novels, plays and poetry too
Watch adaptations of the books and plays you have read
Undertake some creative writing
Start a book Club at school
Useful resource: www.literaryreview.co.uk

**GEOGRAPHY**
Research current global issues such as the environment and population
Become a member of the Royal Geographical Society
Useful resources: National Geographic, Geographic Review

**HISTORY**
Visit historical sites, museums and exhibitions. Be able to demonstrate an understanding of biased and flawed evidence. Research courses carefully.
Useful resource: https://royalhistsoc.org/

**LAW**
Attend insight days run by top law firms
Try to secure work experience with a local firm of solicitors
Follow high-profile cases in the news
Visit the Magistrates Court in Peterborough and The Old Bailey, if possible.
Useful resources: The Lawyer, Lawyer 2b and The Law Journal UK.

**MATHEMATICS**
Research mathematical theory that is outside the A Level curriculum eg Fermat's Last Theorem, Euclid's Proof of the Infinitude of Primes and Pythagorean Triplets
Enter UKMT Maths Challenges
Make notes on the ways in which mathematics can be applied in society
Useful resources: www.ukmt.org.uk

**MEDICINE**

Attend a summer school for budding medics
Secure work experience/volunteering at a hospital, GP, home for the elderly or a hospice
Read the British Medical Journal
Follow interesting cases in the news and keep on top of the latest breakthroughs in medical care
Useful resources: The Medical Portal, www.bma.org.uk, www.bmj.com

**POLITICS**

Read articles from Politics Review and Talking Politics
Show an interest in politics by joining your local Youth Parliament
Start a debating society at school, or join online debating forums
Keep up-to-date with global current affairs
Useful resource: www.theweek.co.uk

**PRIMARY EDUCATION**

In addition to work experience, a good understanding and knowledge of factors affecting education and children's learning and development is important.
Useful resource: getintoteaching.education.gov.uk

**PSYCHOLOGY**

Read articles from the British Journal of Social Psychology and The Psychologist
Join the British Psychological Society's student member group
Attend lectures such as Psychology 4 Students, or a summer school at a leading university
Useful resources: www.bps.org.uk

**SOCIAL WORK**

Get work experience in a school for children with special needs
Volunteer at your local community care centre or residential home for the elderly
Follow interesting cases in the news
Useful resource: British Journal of Social Work.

**SOCIOLOGY & ANTHROPOLOGY**

MOOCs on Sociology, Cultural Studies, or Anthropology are available and will develop wider knowledge.
There are plenty of Sociologically relevant books - Humankind by Rutger Bregman, Watching the English by Kate Fox, and Natives by Akala are particularly good.
The podcast "Thinking Allowed" (https://www.bbc.co.uk/programmes/b006qy05) has plenty of interesting debates and perspectives.
Woman's Hour (https://www.bbc.co.uk/programmes/b007qlvb) explores current affairs, particularly relating to gender.
MediaMag Podcast (https://mediamag.podbean.com/) is useful for both exploring the role of the Media and developing deeper theoretical knowledge.
Keeping up with current issues and reading around the news is also good to do!

**THE SCIENCES**

Formal work experience will not be required but there is still a lot you can do. You can read the New Scientist, attend lectures at universities that are easy to reach. Taster days are very useful as well. Wider reading is important—mainly as a prompt for you to go and undertake more independent research into the subject.

You can also read The Week's science section and the science section of the BBC News website.

# Pay and Submit – the final stage

**The UCAS application is your responsibility,** We will provide all the help that we can, but we cannot do it for you.

There are 2 parts to the process:

- You - the completion of the application form
- Staff - references, both subject and tutor, and the checking processes and help that staff give

Once your application is completed to your satisfaction, you must then follow this procedure:

1. Schedule a Review Appointment with Mrs Elliot

   Please see me from the beginning of September to make an appointment.

   You should be happy with your application and it should be ready for submission. You need to ensure that you have paid and submitted your application. (see below) by 1pm the on the day before your review meeting to allow for your references to be added.

   Your final list of things to check

   Have you applied to courses with a range of entry requirements and you have at least one back-up?

   Have you checked that you meet any GCSE requirements?

   Have you checked that you have the correct subjects to meet the entry requirements?

   Have you put the correct fee code UK,eu etc?

   Have you done a final thorough proofread?

2. How to 'Pay and submit' and payment

   You will need to click the 'send to referee' button and follow the payment procedure. The fee is £27.00 for up to 5 choices. **Please pay on-line by card.** If, for any reason, you are not able to do this then please let me know.

**'Pay and submit' means that you have released your application to me – it has not yet gone to UCAS. I am the only person who can send it. But you cannot make any further alterations unless you ask me to release it back to you.**

3. Review meeting

   You will need to bring your completed UCAS cover sheet to the review meeting. We will look through your application and make any required amendments. You will also get the opportunity to look through your reference. When all is ready you will be asked to sign to say that you are happy for your application to be sent. Your application will then be sent to UCAS.

# Summary of arrangements for tuition fees and student loans

**There is a range of financial help and support available to students entering Higher Education, comprising loans from the government and bursaries from your university or college. Financial support for students is run by Student Finance England.**

### Student loans from the government

All eligible, full-time students are able to take out two student loans per academic year of the course:

- Tuition Fee Loan - to cover the full amount of tuition fees (up to £9,250 for 2024). The amount does not depend on household income. It is paid directly to the university or college.
- Maintenance Loan – for help with accommodation and other living costs. The maximum amount depends on certain factors, including household income, where you live whilst you're studying and whether you are in your final year of study. At the moment the maximum is £9,978 if you live away from home and study outside of London and £13,022 if you study and live (away from home) in London, less if you live at home with your parents. The money is paid into your bank account 3 times per academic year at the start of each term. It's also affected by any help you get through any NHS bursaries.

### How much can you get?

**Use the Student Loan Calculator to find out what you will be eligible for:**
**www.gov.uk/student-finance-calculator**

### Bursaries, Scholarships and Awards

Bursaries and scholarships are extra sources of financial help from colleges and universities. They're paid on top of any student loans or grants you may get. They may be paid in cash or in another form - such as a discount on accommodation. Bursaries and scholarships don't have to be repaid. There is a lot of money available if you look for it.

These may include:

Academic scholarships

NHS bursaries for medical and dental courses.

Employer sponsorships and scholarships

**Extra help**

You may qualify for extra help on top of student loans and bursaries if you are disabled, or you have a mental health condition or specific learning difficulty. And students with a child or an adult dependant may qualify for an additional grant or allowance.

**Repaying Student Loans**

You'll be due to start repaying your loan in the April after you finish or leave your course. You'll only start making repayments when your income is over the current UK repayment threshold of:

£480 a week
£2,083 a month
£25,000 a year

Repayments are based on what you earn and not what you have borrowed.
If you stop working, or your income falls below these thresholds then you will stop making repayments. You can also make voluntary over-payments at any time.
When you start making repayments, you will repay **9%** of your income over £25,000.

Here are some example repayment amounts:

| Annual income before tax | Monthly salary (before tax) | Monthly repayment |
|---|---|---|
| Up to £25,000 | £2,083.33 | £0 |
| £28,000 | £2,333 | £22.50 |
| £40,000 | £3,333 | £112.50 |

**Interest**

You are charged interest on your loan from the first payment date until your loan is repaid in full. Interest is added to the amount you owe every month.

The interest rate is based on the UK Retail Price Index (RPI)* and will vary depending on your circumstances. Any outstanding balance after forty years will be written off.